



## Topic Notes: Syntax and Semantics

We now turn our attention from a specific language to the more general topic of describing the syntax and semantics of a programming language.

A language's *syntax* is the form or structure of the expressions and statements. It includes symbol and grammar rules. It should be easy to learn and intuitive to use.

For example, this is valid C or Java:

```
int x = 7 + 3 - 8;
```

But this is not:

```
int x = 7 + 3 - * 8;
```

The syntax of a Java while statement:

```
while ( <boolean_expr> ) <statement>
```

The partial syntax of an if statement:

```
if ( <boolean_expr> ) <statement>
```

Its *semantics* determines the meaning of the expressions, statements, and program units.

For example, what does it mean when we encounter:

```
while ( <boolean_expr> ) <statement>
```

It means we execute <statement> zero or more times as long as <boolean\_expr> evaluates to true.

Together, syntax and semantics define the language, forming the *language definition*. A language definition is the complete description of the language that may be of use to (i) other language designers, (ii) implementers of the language, and (iii) the programmers, who are the users of the language.

Errors in syntax are detected and reported by a compiler.

Errors related to semantics are defects in program logic that cause incorrect results or program crashes.

---

## Describing Syntax

We start by focusing on syntax, and by looking at some terminology:

- A *sentence* is a string of characters over some alphabet.
- A *language* is a set of sentences.
- A *lexeme* is the lowest level syntactic unit of a language, such as operators, punctuation, keywords, identifiers.
  - this is one step above individual characters
- A *token* is a set or category of lexemes (*e.g.*, identifier, integer literal).

Some examples of lexemes and tokens from a few languages:

The BASIC statement

```
20 LET X = 2037
```

Lexemes	Tokens
20	integer_literal (or: line_number)
LET	let_keyword
X	identifier
=	equal_sign
2037	integer_literal

The C or Java statement:

```
while ( xPos > 300 )
```

Lexemes	Tokens
while	while_keywords
(	open_paren
xPos	identifier
>	greater_than
300	integer_literal
)	close_paren

The Java statement:

```
System.out.println( "Number is " + 9 + x );
```

Lexemes	Tokens
System	identifier (or: className)
.	dot_operator
out	identifier
.	dot_operator
println	identifier
(	open_paren
"	double_quote
Number is	string_literal
"	double_quote
+	string_concat_operator
9	integer_literal
+	string_concat_operator
x	identifier
)	close_paren
;	semicolon

## Language Recognizers and Generators

A *language recognizer* reads an input string and determines whether it belongs to the given language (*i.e.*, the string is *accepted*) or not (*i.e.*, the string is *rejected*).

This is the *syntax analysis* part of a compiler or interpreter.

A *language generator* produces syntactically acceptable strings of a given language.

It is not practical to generate *all* valid strings. Instead, we would inspect the generator rules (the *grammar*) to determine if a sentence is acceptable for a given language.

*Grammars* are a formal language-generation mechanism that are often used to describe syntax in programming languages.

In the mid-1950s, linguist Noam Chomsky (1928–) developed four classes of generative grammars, two of which are useful for us:

- *Context-free grammars* (CFGs) are useful for describing programming language syntax.
- *Regular grammars* are useful for describing valid tokens of a programming language.

In 1960, John Backus and Peter Naur developed a formal notation for specifying programming language syntax. Their *Backus-Naur Form* (BNF) is nearly identical to Chomsky's context-free grammars.

The syntax of an assignment statement in BNF:

```
<assign> => <var> = <expression> ;
```

This is a BNF rule, or *production* that defines the `<assign>` *abstraction*.

The *definition*, in this case `<var> = <expression>` may consist of other abstractions, lexemes and tokens.

In BNF, abstractions are used to represent classes of syntactic structures. The names of the abstractions, called *nonterminal symbols*, or simply *nonterminals*, act like syntactic “variables”. These are often denoted in angle brackets.

*Terminals* are lexemes or tokens.

A rule has a *left-hand side* (LHS), which is a single nonterminal, and a *right-hand side* (RHS), which is a string of terminals and/or nonterminals.

A set of such rules form the grammar.

For example, let’s consider this grammar of BNF rules.

```
<program> => begin <stmts> end
<stmts> => <stmt> | <stmt> ; <stmts>
<stmt> => <var> = <expr>
<var> => a | b | c | d | e
<expr> => <term> + <term> | <term> - <term>
<term> => <var> | literal-integer-value
```

Everywhere we see `|`, it indicates “OR”, meaning that the production can use one of the options.

The terminal `literal-integer-value` indicates a token that can be any of a set of lexemes – in this case any valid integer literal.

Here are three sentences that are in this language:

```
begin a = c + d end
```

```
begin a = b + c ; d = a + 7 end
```

```
begin a = c + 100 end
```

But this one is not:

```
begin a = c + d ; end
```

If we tried this, we would like to see a message like:

```
syntax error! expected end but found ';'
```

But how do we know?

How can we generate a sentence that conforms to this grammar? We can *derive* one.

A *derivation* is a repeated application of rules that convert (eventually) all nonterminals to terminals. We start with a *start symbol* and end with a sentence in the language.

For our example, one possibility:

```
<program> => begin <stmts> end
           => begin <stmt> end
           => begin <var> = <expr> end
           => begin b = <expr> end
           => begin b = <term> + <term> end
           => begin b = <var> + <term> end
           => begin b = c + <term> end
           => begin b = c + 123 end
```

Each intermediate form is also called a *sentential form*.

If we can find a derivation for a sentence, then it is in the language. So the sentence:

```
begin b = c + 123 end
```

is in our language.

There are many possible (often infinite) derivations for a sentence.

A *leftmost (rightmost) derivation* is one in which the leftmost (rightmost) abstraction is always the next one expanded.

For the sentence

```
begin d = 10 - a end
```

we can generate the leftmost derivation as follows:

```
<program> => begin <stmts> end
           => begin <stmt> end
           => begin <var> = <expr> end
           => begin d = <expr> end
           => begin d = <term> - <term> end
           => begin d = 10 - <term> end
           => begin d = 10 - <var> end
           => begin d = 10 - a end
```

or the rightmost derivation as follows:

```

<program> => begin <stmts> end
           => begin <stmt> end
           => begin <var> = <expr> end
           => begin <var> = <term> - <term> end
           => begin <var> = <term> - <var> end
           => begin <var> = <term> - a end
           => begin <var> = 10 - a end
           => begin d = 10 - a end

```

Why is the leftmost (or rightmost) derivation important? It is the one that would likely be used by a program attempting to parse its input.

For practice, consider this simple grammar:

```

<S> => <A> <B> <C>
<A> => a <A> | a
<B> => b <B> | b
<C> => c <C> | c

```

Which of the following sentences are generated by this grammar?

- baaabbccc
- abc
- abcabc
- bbaabbaabbaabbaac
- aabbbbcccccccccccccccccccc

## Parse Trees

A *parse tree* represents the structure of a derivation.

- Every internal node is a non-terminal abstraction.
- Every leaf node is a terminal symbol.

For the grammar:

```

<assign> => <var> = <expr>
  <var> => A | B | C | D
  <expr> => <expr> + <expr>
           | <expr> * <expr>
           | ( <expr> )
           | <var>

```

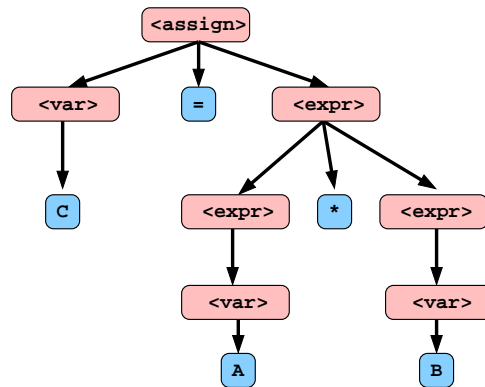
We can derive the sentence  $C = A * B$  with the following:

```

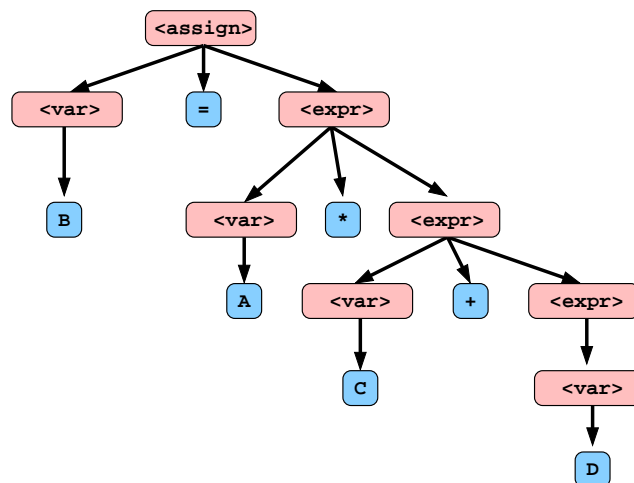
<assign> => <var> = <expr>
=> C = <expr>
=> C = <expr> * <expr>
=> C = <var> * <expr>
=> C = A * <expr>
=> C = A * <var>
=> C = A * B

```

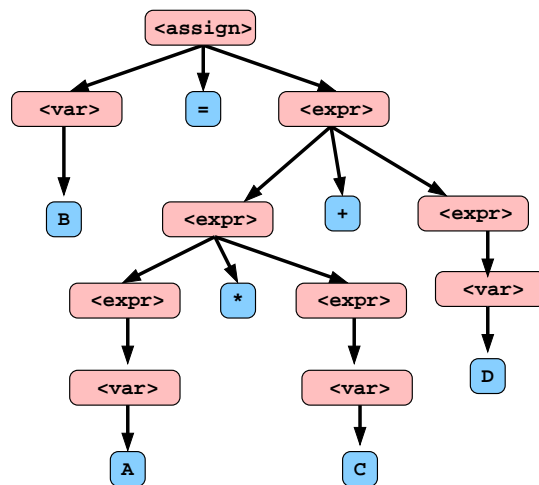
which corresponds to this parse tree:



Next, we draw a parse tree for  $B = A * C + D$



Very nice, but why that instead of:



Is one better than the other? If so, why?

A grammar that generates a sentential form for which there are two or more distinct parse trees is an *ambiguous grammar*.

Ambiguity in a grammar leads to problems because compilers often base *semantics* on parse trees.

- operator precedence and associativity
- if-else

An *unambiguous grammar* has exactly one derivation and parse tree for each unique sentential form.

For the above ambiguous grammar, the following unambiguous grammar generates the same language:

```

<assign> => <var> = <expr>
  <var> => A | B | C | D
  <expr> => <expr> + <term>
          | <term>
  <term> => <term> * <factor>
          | <factor>
  <factor> => ( <expr> )
            | <var>

```

This grammar enforces the precedence of multiplication over addition.

We also need to consider *associativity* of operations that are indicated by a grammar.

Consider this assignment statement:



$$A = B + C + A$$

A leftmost derivation will result in a parse tree that will cause  $B + C$  to be computed first, then the result added to  $A$ . This is what we would expect from our usual left-to-right evaluation of operations that are of equal precedence.

Mathematically, it would not matter if we had a grammar that resulted in  $C + A$  being computed first.

But what if the statement was

$$A = B / C * A$$

Here, even though the two operations are at the same precedence level, it is important that they are evaluated left to right.

With integer addition associativity would not matter, but note that with floating point addition, it could.

---

## The Dangling `else`

If you write the following code:

```
if x > 0 then
  if y > 0 then
    y++;
  else
    z++;
```

Does the `else` go with the first `if` or the second? It would be excellent if this is not ambiguous (likely want it attached to the second, as the indentation above suggests).

Consider this grammar for an `if` statement:

```
<if_stmt> => if <logic_expr> then <stmt>
           | if <logic_expr> then <stmt> else <stmt>
```

We can construct two parse trees, one of which attaches the `else` to the first, the other to the second.

Figure 3.5

Two distinct parse trees for the same sentential form

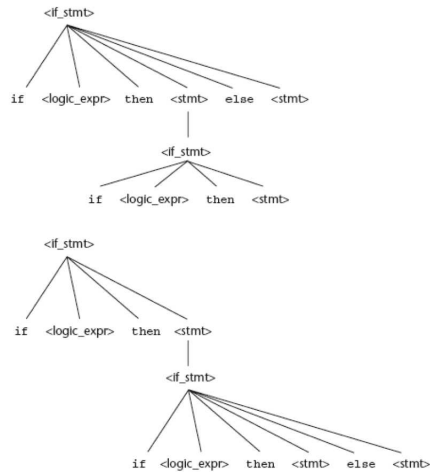


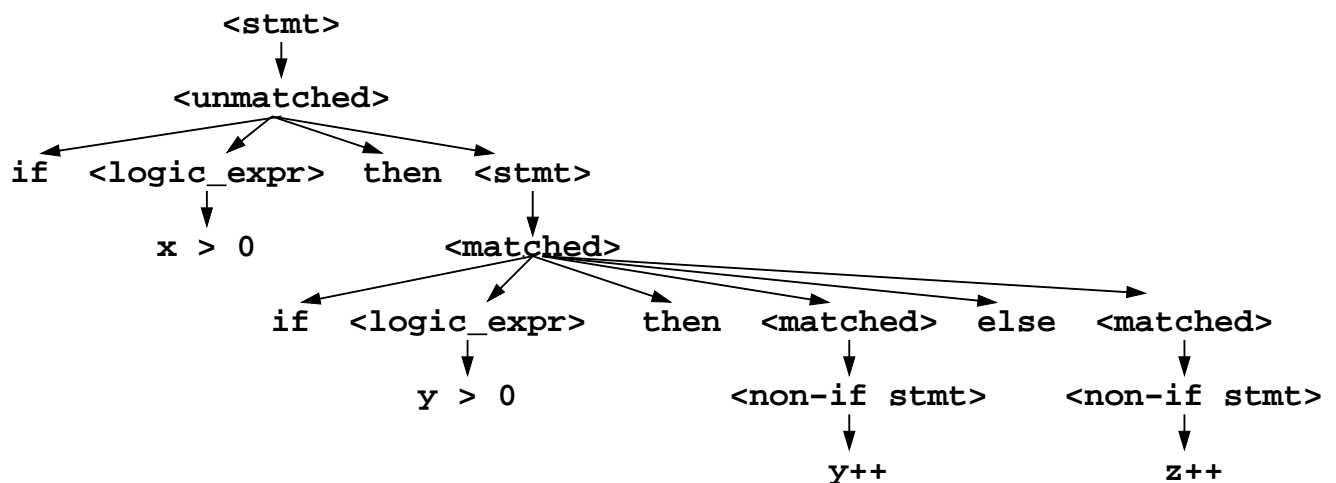
Figure 3.5 from Sebesta 2012.

We can create a more complex, but unambiguous grammar to ensure the else gets matched as we intend:

```

<stmt> => <matched> | <unmatched>
<matched> => if <logic_expr> then <matched> else <matched>
           | <non-if stmt>
<unmatched> => if <logic_expr> then <stmt>
              | if <logic_expr> then <matched> else <unmatched>
  
```

This gives us a unique parse tree for the program snip with the dangling else.



## Lexical Analysis

We now leave syntax analysis and parse trees for a bit to consider *lexical analysis* – the process of identifying the small-scale language constructs.

These are the lexemes – names, operators, numeric literals, punctuation, line numbers (BASIC), etc.

In many ways, lexical analysis is similar to syntax analysis, but it is generally a easier problem.

So lexical analysis is usually performed separately from syntax analysis. Why?

- Simplicity: simpler approaches are suitable for lexical analysis
- Efficiency: focuses optimization efforts on lexical analysis and syntax analysis separately
- Portability: lexical analyzer not always portable (due to file I/O), whereas syntax analyzer may remain portable

The lexical analyzer is simply a *pattern matcher*.

- Identifies and isolates lexemes
- Is a “front-end” for the parser, which can then deal strictly with tokenized input
- Lexemes are logical substrings of the source program that belong together
- Lexical analyzer assigns codes called tokens to the lexemes
  - e.g. `sum` is a lexeme; and `IDENT` is the token

Before we look at specifics of how a lexical analyzer works, let’s think about what some of these lexemes look like.

First, consider integer constants in C/C++. These include:

- an optional unary minus sign
- digits
- optional e notation
- different prefixes for octal and hexadecimal

### See Example:

`/home/cs433/examples/intconstants`

To create a formal definition of an integer with the restriction that it must be in base 10, and that it does not use e notation):

$$(\epsilon \cup -) \cdot (1 \cup 2 \cup 3 \cup 4 \cup 5 \cup 6 \cup 7 \cup 8 \cup 9) \cdot (0 \cup 1 \cup 2 \cup 3 \cup 4 \cup 5 \cup 6 \cup 7 \cup 8 \cup 9)^*$$

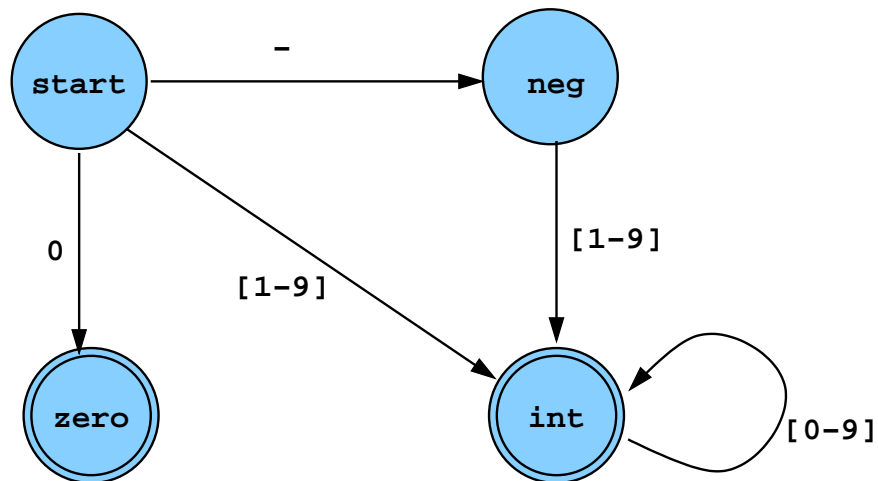
this means either nothing or a unary -, followed by one digit in the 1-9 range, then 0 or more copies of digits 0-9. The “any number” is indicated by the \* at the end.

Alternately, we could use a Unix-like *regular expression*:

```
(-?[1-9][0-9]*|0)
```

Again, an optional -, one digit 1-9, zero or more digits 0-9, OR a single 0.

We can also see this as a *deterministic finite automaton (DFA)* or *state diagram*.



This can also be described by a grammar.

```

<int-literal> => -<unsigned-int>
                | <unsigned-int>
                | 0
<unsigned-int> => [1-9]
                | [1-9]<one-or-more-digits>
<one-or-more-digits> => [0-9]
                       | [0-9]<one-or-more-digits>
  
```

A language is *regular* if

- It can be represented by a regular expression.
- It can be represented by a deterministic finite automaton (DFA).

- It can be represented by a regular grammar.

These are all equivalent statements.

We have seen grammars. A *regular grammar* is one that has a very restricted form for its productions:

- a production's RHS may be a single terminal
- a production's RHS may be a single terminal followed by a single nonterminal

A grammar is regular iff it produces a regular language.

The grammar given above for integer literals is not a valid regular grammar because of the second rule (its RHS is a single nonterminal). We can rewrite it a bit to eliminate this.

```

<int-literal> => -<unsigned-int>
                | [1-9]
                | [1-9]<one-or-more-digits>
                | 0
<unsigned-int> => [1-9]
                | [1-9]<one-or-more-digits>
<one-or-more-digits> => [0-9]
                    | [0-9]<one-or-more-digits>

```

We've basically put a copy of the productions for <unsigned-int> into the productions for <int-literal> to come up with an equivalent grammar which now does satisfy the requirements for a regular grammar.

## A Lexical Analyzer

Our textbook has a demonstration of a simple lexical analysis program for arithmetic expressions on p. 172–177.

It is worth some time to understand the relation between the state diagram below (from p. 173) with the program, and to understand how the program works.

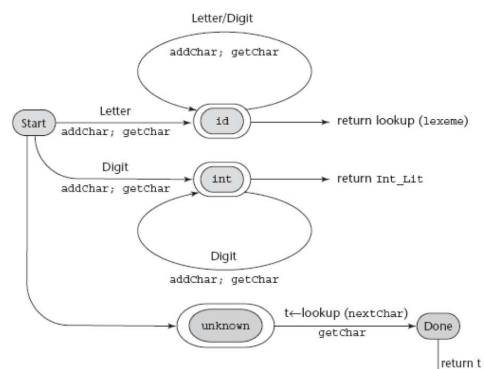


Figure 4.1 from Sebesta 2012.

An improved version of the C program from the text:

**See Example:**

```
/home/cs433/examples/front
```

---

## The Parsing Problem

We now turn our attention back to the more complicated problem of *parsing* a program in a given language.

The parser should be able to:

- Find syntax errors and report them with appropriate messages.
- Produce the parse tree for the program.

There are two major categories of parsers: *top down* and *bottom up*.

- A top down parser builds the tree from the root, matching a leftmost derivation.
  - The parser must choose the correct production of the leftmost nonterminal in a sentential form to get the next sentential form in the leftmost derivation, using only the first token produced by that leftmost nonterminal.
  - The most common top-down parsing algorithms are *recursive descent* and *LL parsers*.
- A bottom up parser starts at the leaves, matching a rightmost derivation.
  - Given a sentential form, determine what substring of the form that is the right-hand side of the rule in the grammar that must be reduced to produce the previous sentential form in the right derivation. (Yikes!)
  - The most common bottom-up parsing algorithms are in the LR family.

In order to be useful, a parser should look ahead only a single token in the input.

The Complexity of Parsing:

- Parsers that can be used for an arbitrary unambiguous grammar are complex and inefficient ( $O(n^3)$ , where  $n$  is the length of the input).
- A parser for a programming language compiler needs to be much more efficient ( $O(n)$ ), so programming languages must have much more restrictive grammars to make this possible.

## Recursive Descent Parsing

A *recursive descent parser* is a top down parsing technique that consists of a collection of procedures which mimic the RHS of all productions for each nonterminal.

- It is often easy to generate from EBNF representations.
- It can use backtracking (trial and error, essentially) to try multiple options when it is not clear which rule must be applied next, but this is inefficient and we strive to avoid it.

Consider this unambiguous grammar:

```
<expr> => <expr> + <term> | <expr> - <term> | <term>
<term> => <term> * <factor> | <term> / <factor> | <factor>
<factor> => ( <expr> ) | id | int-constant
```

We first convert it to the *Extended Backus Naur Form (EBNF)*, which permits some shorthand notations in our grammar:

```
<expr> => <term> { ( + | - ) <term> }
<term> => <factor> { ( * | / ) <factor> }
<factor> => ( <expr> ) | id | int-constant
```

The items inside the { and } are items in those rules that can be repeated (or left out). The options inside the parens separated by | represent a choice of either of those.

Each rule in the grammar becomes a function in the recursive descent parser.

### See Example:

```
/home/cs433/examples/recdescent
```

As written, this program parses only expressions (not full assignment statements), so we begin by calling `lex` and then `expr`.

The `expr` function matches a term followed by any number of + or - tokens followed by another term. When it needs to match another nonterminal, we make a call to that nonterminal's function. When we need to match a terminal, we need to find it in `nextToken`, then call `lex` to advance to the next.

The `term` function is very similar to `expr`.

The `factor` function has more work to do.

A nonterminal that has more than one RHS requires an initial process to determine which RHS it is to parse

- The correct RHS is chosen on the basis of the next token of input (the lookahead)
- The next token is compared with the first token that can be generated by each RHS until a match is found
- If no match is found, it is a syntax error

This is demonstrated by the `factor` function.

Let's look at what an `if` statement's recursive descent parser might look like (assuming we had lots of other functionality added to support this):

The production this implements is

```
<ifstmt> => if ( <boolexpr> ) <statement> [ else <statement> ]
```

```
void ifstmt(){
    if (nextToken != IF_CODE) {
        error("expected if");
    }
    else {
        lex(); // match the if
        if (nextToken != LEFT_PAREN) {
            error("expected (");
        }
        else {
            lex(); // match the (, (Note: error in text; this was omitted)
            boolexpr();
            if (nextToken != RIGHT_PAREN) {
                error("expected )");
            }
            else {
                lex(); // match the ), (Note: error in text; this was omitted)
                statement();
                if (nextToken == ELSE_CODE){
                    lex(); // match the else
                    statement();
                }
            }
        }
    }
}
```

This is more complex than the ones we saw, but the idea remains the same.



## Restrictions of Recursive Descent

Not all grammars can be immediately parsed by a recursive descent method, but rules may be rewritten in order for recursive descent to work.

If we have a grammar with a rule like:

$$\langle \text{expr} \rangle \Rightarrow \langle \text{expr} \rangle + \langle \text{term} \rangle$$

This production has *left recursion*, which would lead to an infinitely recursive `expr` method.

The grammar needs to be rewritten to eliminate the left recursion. This process can be done with *Paull's Algorithm*.

To remove immediate left recursion – a nonterminal with productions that have the same nonterminal on the left:

$$A \Rightarrow A\alpha_1 \mid \dots \mid A\alpha_m \mid \beta_1 \mid \dots \mid \beta_n$$

where none of the  $\beta_i$  begins with  $A$ , becomes

$$\begin{aligned} A &\Rightarrow \beta_1 A' \mid \dots \mid \beta_n A' \\ A' &\Rightarrow \alpha_1 A' \mid \dots \mid \alpha_m A' \mid \epsilon \end{aligned}$$

See the example at the bottom of p. 187 and the top of p. 188 for an application of this.

Another restriction is that we should be able to choose the correct RHS of a production with multiple rules based only on the next token on the input. To do this, the grammar must pass the *pairwise disjointness test*.

For each nonterminal  $A$  with more than one RHS, it must be the case that for each pair of rules  $A \Rightarrow \alpha_i$  and  $A \Rightarrow \alpha_j$ ,

$$FIRST(\alpha_i) \cap FIRST(\alpha_j) = \emptyset$$

where

$$FIRST(\alpha) = \{a \mid \alpha \rightarrow^* a\beta\}$$

and if  $\alpha \rightarrow^* \epsilon$ , then  $\epsilon$  is in  $FIRST(\alpha)$ .

There are algorithms to compute the *FIRST* sets, but for the grammars we will consider, we can determine these by looking at the rules.

There are also algorithms to “left factor” a grammar to allow them to pass the pairwise disjointness test.

## Grammar Classes

A grammar is said to be  $LL(k)$  if parsing decisions require only  $k$  tokens of lookahead.

- First L stands for Left to Right scanning of token input
- Second L stands for producing a leftmost derivation

An  $LL(1)$  grammar lends itself to recursive descent parsing.

Other grammar classes include  $LR(k)$ ,  $LALR(k)$  – topics for a compilers course.

We will not consider these other classes in detail, nor will we look in detail at bottom up parsing.

---

## Other Parsing Issues

There are a number of other parsing-related issues that are worth mentioning, but which are all beyond the scope of this course.

We have not considered correctness issues beyond construction of a parse tree. But how do we ensure that variables are declared before use? How do we ensure operations are on the correct type? How do we take a valid integer or floating point literal and turn it into a usable binary representation?

These and other issues are discussed in the parts of chapter 3 we did not cover in class. These topics are interesting and useful, but you will not be responsible for that material.